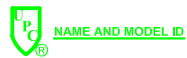

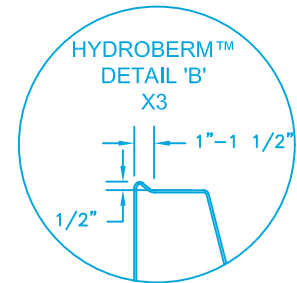


**TOP VIEW**

1/8" SLOPE TO INSIDE



1" NAILING FLANGE



**FRONT VIEW**

1/4" PER FT. SLOPE TO DRAIN

5/8" FIBERBOARD



**SIDE VIEW**

**NOTES:**

- 1: GEL COAT THICKNESS .020" ±.005.
- 2: 1ST LAMINATE .125" NOMINAL THICKNESS.
- 3: REINFORCED 5/8" FIBERBOARD BASE.
- 4: EXTRA SLOPE BOTTOM TO FACILITATE FULL DRAINAGE OF SLIGHTLY OUT OF PLUMB CONDITION.
- 5: THE REVEAL (TOP EDGE) WILL ACCOMODATE A FULL MUD SET TILE JOB.

UNIT PART NUMBERS		UNLESS OTHERWISE SPECIFIED TOLERANCES ARE AS FOLLOWS		<b>Fiber Care Baths, Inc.</b>			9832 Yucca Rd. Adelanto, CA 92301 Phone: 760-246-0019 Fax: 760-246-5189	
RIGHT HAND UNIT	PR38-NEO	DECIMAL: .XX = ±.010 .XXX = ±.005	FRACTIONAL: ±1/8" ANGULAR: ±1/2°				TITLE <b>SHOWER PAN, CORNER</b>	
LEFT HAND UNIT	PR38-NEO	CAPACITY/ OPERATING LEVEL:	GAL	DWN	SIZE A	MODEL # <b>PR38-NEO</b>		
<small>THE INFORMATION CONTAINED IN THIS DRAWING IS THE SOLE PROPERTY OF FIBER CARE BATHS, INC. ANY REPRODUCTION OR UNAUTHORIZED USE IN PART OR AS A WHOLE WITHOUT THE WRITTEN PERMISSION OF FIBER CARE BATHS, INC. IS STRICTLY PROHIBITED. PRODUCT CONFIGURATION, DIMENSIONS, STANDARD ACCESSORIES, MATERIALS COMPOSITION AND CONSTRUCTION ARE SUBJECT TO CHANGE WITHOUT NOTICE.</small>				CAPACITY/ OVERFLOW LEVEL:	GAL	DATE	SCALE	PAGE
				APPROX. UNIT WEIGHT:	LBS	10/29/07	<b>NTS</b>	1 OF 1
				APPROX. SHIPPING WEIGHT:	LBS			