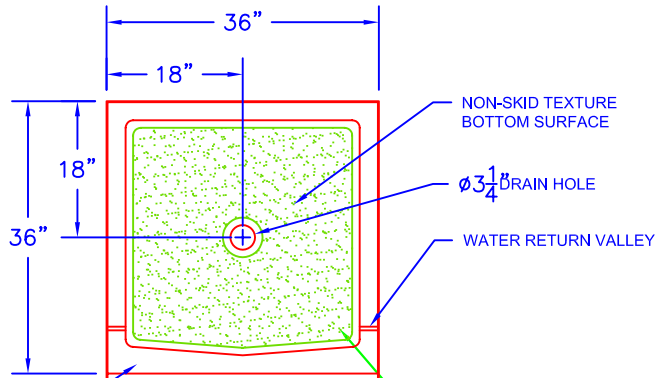
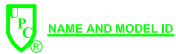


PHOTO VIEW

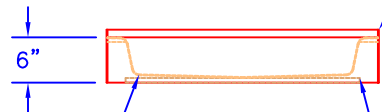


TOP VIEW

1/8" SLOPE TO INSIDE



1" NAILING FLANGE



FRONT VIEW

1/4" PER FT. SLOPE TO DRAIN

5/8" FIBERBOARD



SIDE VIEW

- NOTES:
 1: GEL COAT THICKNESS .020" ±.005.
 2: 1ST LAMINATE .125" NOMINAL THICKNESS.
 3: REINFORCED 5/8" FIBERBOARD BASE.
 4: EXTRA SLOPE BOTTOM TO FACILITATE FULL DRAINAGE OF SLIGHTLY OUT OF PLUMB CONDITION.
 5: THE REVEAL (TOP EDGE) WILL ACCOMODATE A FULL MUD SET TILE JOB.

UNIT PART NUMBERS		UNLESS OTHERWISE SPECIFIED TOLERANCES ARE AS FOLLOWS		Fiber Care Baths, Inc.			9832 Yucca Rd. Adelanto, CA 92301 Phone: 760-246-0019 Fax: 760-246-5189	
RIGHT HAND UNIT	PR36-36	DECIMAL: .XX = ±.010 .XXX = ±.005	FRACTIONAL: ±1/8" ANGULAR: ±1/2°				TITLE SHOWER PAN, 3-WALL	
LEFT HAND UNIT	PR36-36	CAPACITY/ OPERATING LEVEL:		GAL	DWN KBP			
<small>THE INFORMATION CONTAINED IN THIS DRAWING IS THE SOLE PROPERTY OF FIBER CARE BATHS, INC. ANY REPRODUCTION OR UNAUTHORIZED USE IN PART OR AS A WHOLE WITHOUT THE WRITTEN PERMISSION OF FIBER CARE BATHS, INC. IS STRICTLY PROHIBITED. PRODUCT CONFIGURATION, DIMENSIONS, STANDARD ACCESSORIES, MATERIALS COMPOSITION AND CONSTRUCTION ARE SUBJECT TO CHANGE WITHOUT NOTICE.</small>		CAPACITY/ OVERFLOW LEVEL:		GAL	SIZE A	MODEL # PR36-36	PAGE 1 OF 1	
		APPROX. UNIT WEIGHT:		LBS	SCALE NTS	DATE 9-16-02		
		APPROX. SHIPPING WEIGHT:		LBS				

