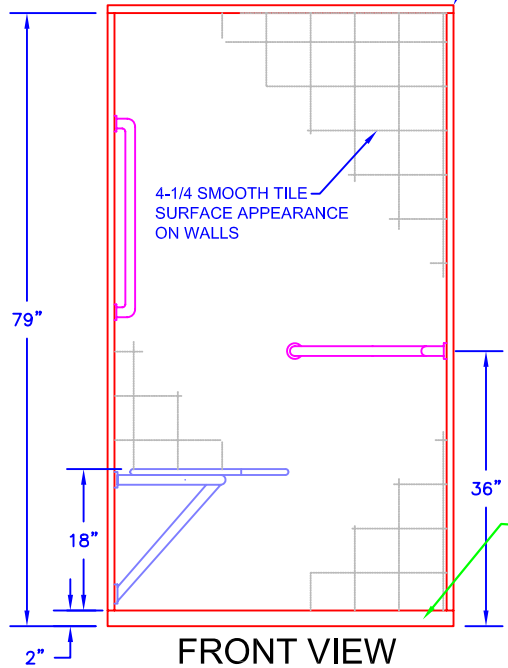



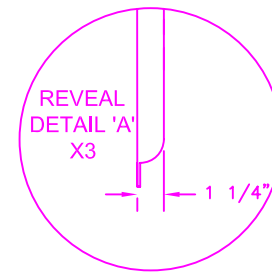
**TOP VIEW**



**FRONT VIEW**



**SIDE VIEW**



NOT AVAILABLE

PHOTO VIEW

- NOTES:
- 1: GEL COAT THICKNESS .020" ±.005.
  - 2: 1ST LAMINATE .125" NOMINAL THICKNESS.
  - 3: BACK & SIDE WALLS REINFORCED WITH WOOD & SINGLE FACED CORRUGATE.
  - 4: BOTTOM REINFORCED WITH WOOD TO MEET 300# LOAD TEST.
  - 5: COMPOSITE CONSISTS OF: A) GELCOAT, B) RESIN, C) GLASS, D) FILLER
  - 6: SEAT AND GRAB BARS SHOWN ARE OPTIONAL.
  - 7: FOR THRESHOLD DIMENSIONS REFER TO DWG # HSXX-XX-TH

NAME AND MODEL ID

UNLESS OTHERWISE SPECIFIED TOLERANCES ARE AS FOLLOWS	
DECIMAL:	FRACTIONAL: ±1/8"
.XX = ±.010	ANGULAR: ±1/2°
.XXX = ±.005	
CAPACITY/ OPERATING LEVEL:	GAL
CAPACITY/ OVERFLOW LEVEL:	GAL
APPROX. UNIT WEIGHT:	LBS
APPROX. SHIPPING WEIGHT:	LBS

**Fiber Care Baths, Inc.**

9832 Yucca Rd.  
Adelanto, CA 92301  
Phone: 760-246-0019  
Fax: 760-246-5189

TITLE				
<b>SHOWER STALL WHEELCHAIR ACCESSIBLE</b>				
DWN	SIZE	MODEL #	REV	
KAYE	A	HES45-50	A	
DATE	SCALE	PAGE	1 OF 1	
02/12/09	NTS			

UNIT PART NUMBERS	THE INFORMATION CONTAINED IN THIS DRAWING IS THE SOLE PROPERTY OF FIBER CARE BATHS, INC. ANY REPRODUCTION OR UNAUTHORIZED USE IN PART OR AS A WHOLE WITHOUT THE WRITTEN PERMISSION OF FIBER CARE BATHS, INC. IS STRICTLY PROHIBITED. PRODUCT CONFIGURATION, DIMENSIONS, STANDARD ACCESSORIES, MATERIALS COMPOSITION AND CONSTRUCTION ARE SUBJECT TO CHANGE WITHOUT NOTICE.
RIGHT HAND UNIT	
HES45-50	
LEFT HAND UNIT	
HES45-50	