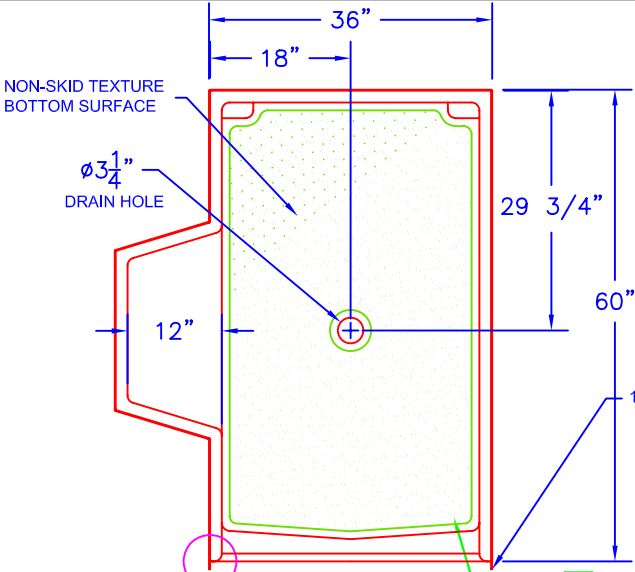
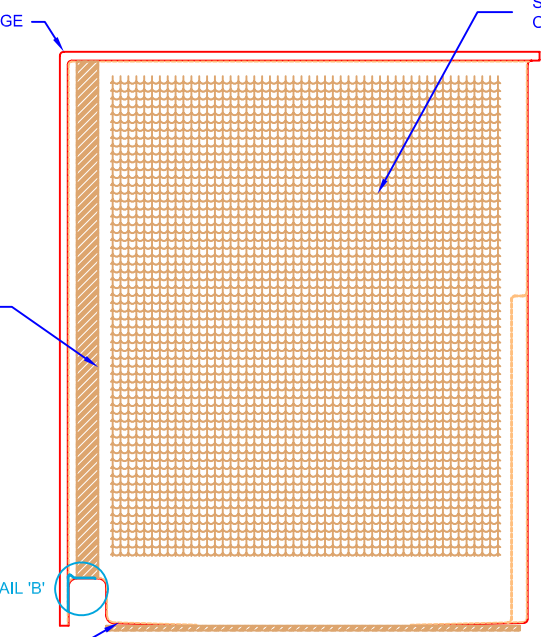




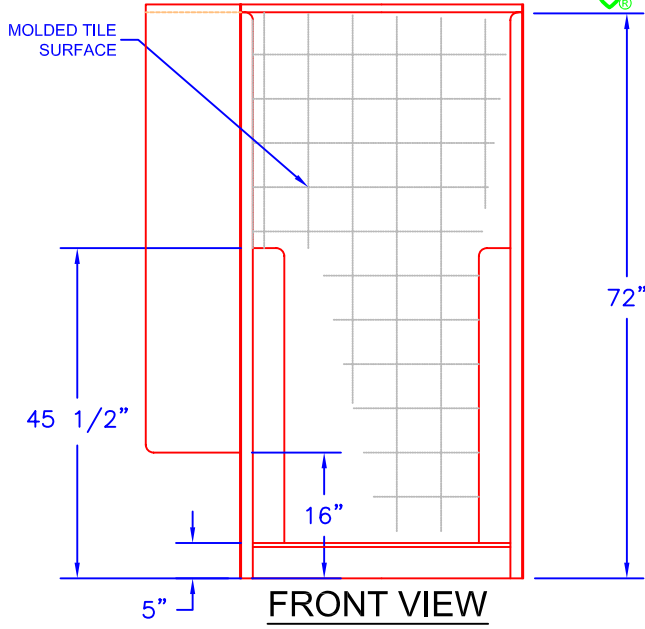
PHOTO VIEW



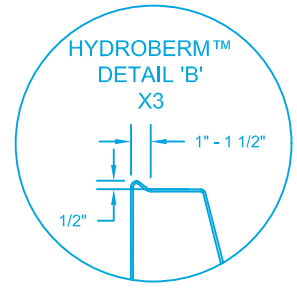
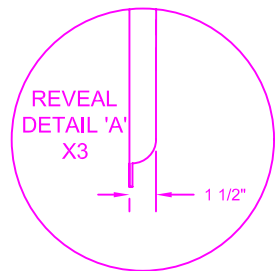
TOP VIEW



SIDE VIEW



FRONT VIEW



- NOTES:
- 1: GEL COAT THICKNESS .020" ±.005.
 - 2: 1ST LAMINATE .125" NOMINAL THICKNESS.
 - 3: BACK & SIDE WALLS REINFORCED WITH WOOD & SINGLE FACED CORRUGATE.
 - 4: BOTTOM BOARD REINFORCED WITH 5/8" PARTICLE BOARD.
 - 5: 2ND LAMINATE COMPLETELY COVERS ALL REINFORCEMENTS PLUS .100" ADDED TO UNREINFORCED AREAS.
 - 6: COMPOSITE CONSISTS OF: A) GELCOAT, B) RESIN, C) GLASS, D) FILLER
 - 7: HYDROBERM™ MOISTURE BARRIER IS A PROPRIETARY DESIGN AND TRADEMARK OF FIBER CARE BATHS, INC.. PATENT PENDING.

UNLESS OTHERWISE SPECIFIED TOLERANCES ARE AS FOLLOWS

DECIMAL:	FRACTIONAL:
.XX = ±.010	±1/8"
.XXX = ±.005	ANGULAR:
	±1/2°

Fiber Care Baths, Inc.
 9832 Yucca Rd.
 Adelanto, CA 92301
 Phone: 760-246-0019
 Fax: 760-246-5189

TITLE				
SHOWER STALL, 3 WALL				
ETERNA TILE - (ES36-60WS1-L SHOWN)				
DWN	SIZE	MODEL #	REV	
KBP	A	ES36-60WS1	A	
DATE	SCALE	PAGE	1 OF 1	
7/7/03	NTS			

UNIT PART NUMBERS	<small>THE INFORMATION CONTAINED IN THIS DRAWING IS THE SOLE PROPERTY OF FIBER CARE BATHS, INC. ANY REPRODUCTION OR UNAUTHORIZED USE IN PART OR AS A WHOLE WITHOUT THE WRITTEN PERMISSION OF FIBER CARE BATHS, INC. IS STRICTLY PROHIBITED. PRODUCT CONFIGURATION, DIMENSIONS, STANDARD ACCESSORIES, MATERIALS COMPOSITION AND CONSTRUCTION ARE SUBJECT TO CHANGE WITHOUT NOTICE.</small>
RIGHT HAND UNIT	
ES36-60WS1-R	
LEFT HAND UNIT	
ES36-60WS1-L	

CAPACITY/ OPERATING LEVEL:		GAL
CAPACITY/ OVERFLOW LEVEL:		GAL
APPROX. UNIT WEIGHT:		LBS
APPROX. SHIPPING WEIGHT:		LBS