
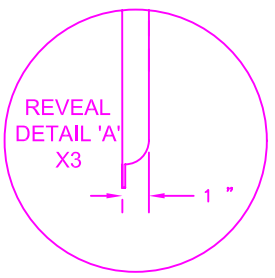


TOP VIEW

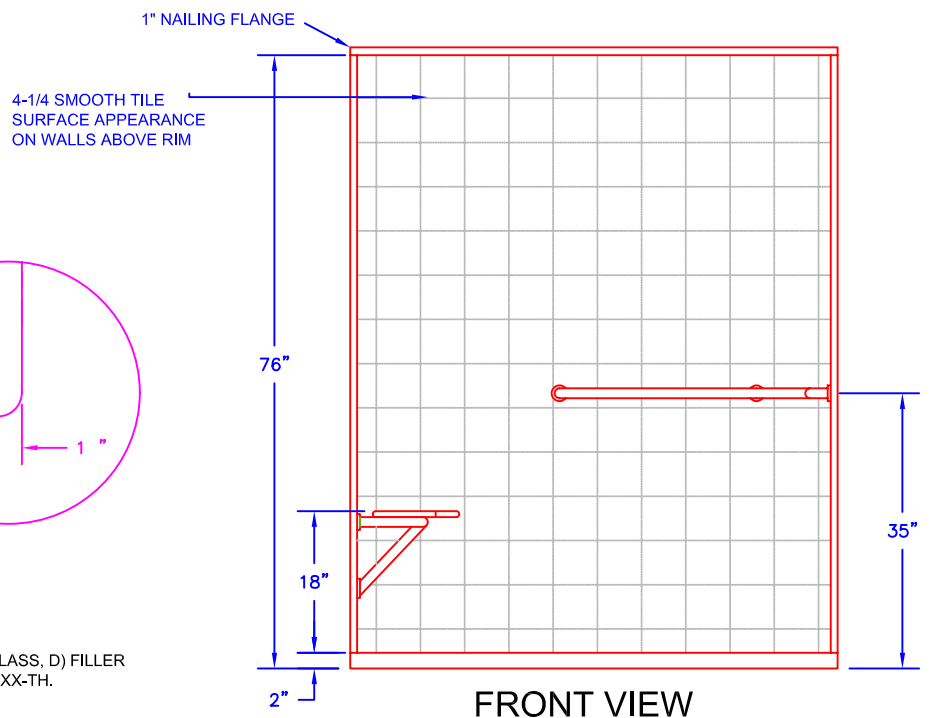


SIDE VIEW



- NOTES:**
- 1: GEL COAT THICKNESS .020" ±.005.
 - 2: 1ST LAMINATE .125" NOMINAL THICKNESS.
 - 3: BACK & SIDE WALLS REINFORCED WITH WOOD & SINGLE FACED CORRUGATE.
 - 4: BOTTOM REINFORCED WITH WOOD TO MEET 300# LOAD TEST.
 - 5: COMPOSITE CONSISTS OF: A) GELCOAT, B) RESIN, C) GLASS, D) FILLER
 - 6: FOR THRESHOLD DIMENSIONS REFER TO DWG # HSXX-XX-TH.

PHOTO VIEW



FRONT VIEW

UNIT PART NUMBERS		UNLESS OTHERWISE SPECIFIED TOLERANCES ARE AS FOLLOWS	
RIGHT HAND UNIT	HES62-48	DECIMAL: .XX = ±.010 .XXX = ±.005	FRACTIONAL: ±1/8" ANGULAR: ±1/2°
LEFT HAND UNIT	HES62-48	CAPACITY/ OPERATING LEVEL:	GAL
		CAPACITY/ OVERFLOW LEVEL:	GAL
		APPROX. UNIT WEIGHT:	LBS
		APPROX. SHIPPING WEIGHT:	LBS

THE INFORMATION CONTAINED IN THIS DRAWING IS THE SOLE PROPERTY OF FIBER CARE BATHS, INC. ANY REPRODUCTION OR UNAUTHORIZED USE IN PART OR AS A WHOLE WITHOUT THE WRITTEN PERMISSION OF FIBER CARE BATHS, INC. IS STRICTLY PROHIBITED. PRODUCT CONFIGURATION, DIMENSIONS, STANDARD ACCESSORIES, MATERIALS COMPOSITION AND CONSTRUCTION ARE SUBJECT TO CHANGE WITHOUT NOTICE.

Fiber Care Baths, Inc.

9832 Yucca Rd.
Adelanto, CA 92301
Phone: 760-246-0019
Fax: 760-246-5189

TITLE				DWN		SIZE	MODEL #	REV
SHOWER STALL WHEELCHAIR ACCESSIBLE				KA		A	HES62-48	N/C
DATE		SCALE		PAGE		1 OF 1		
12/03/07		NTS						